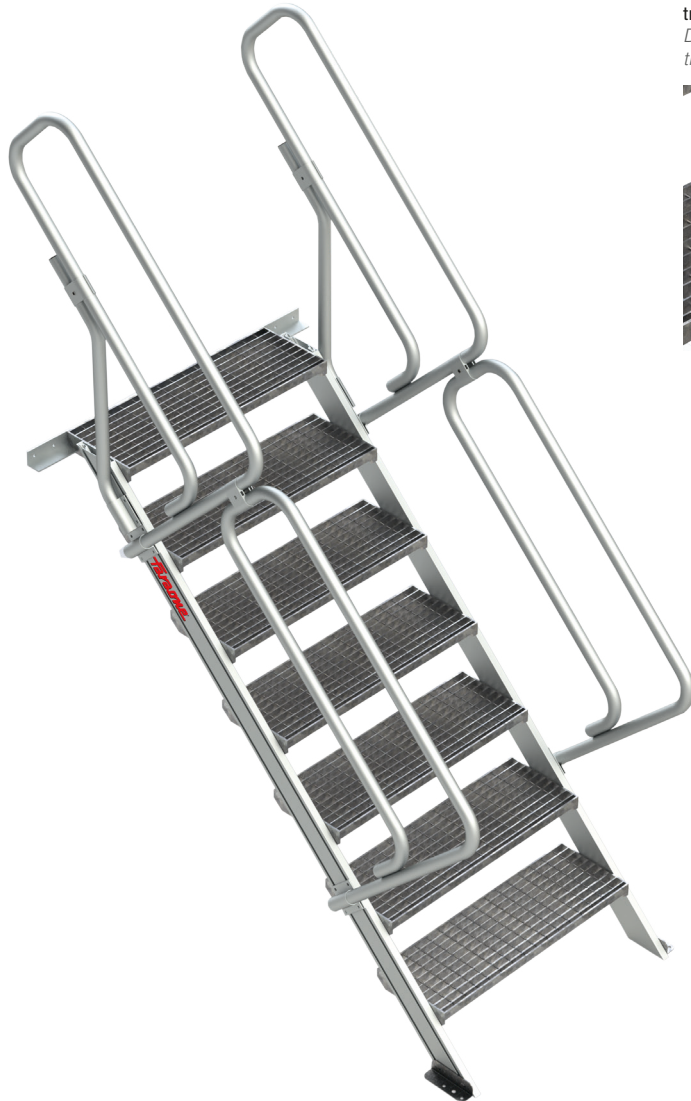




SG-T

Escalera de aluminio fija entreplantas y altillo. Tramex.


Escada de alumínio fixa mezaninos e sótão. Tramex.



Peldaño antideslizante en tramex de 27 cm.
Degrau antiderrapante em tramex de 27 cm.

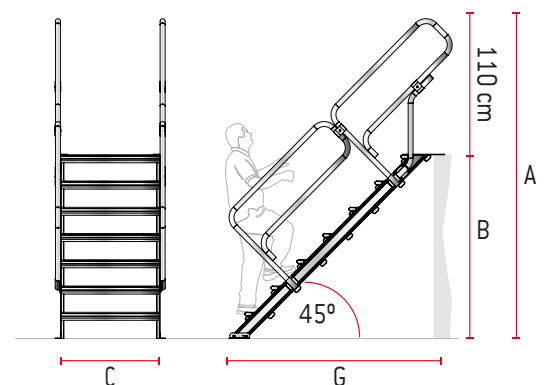


Barandilla de desembarco de 110 cm.
Gradil de desembarque de 110 cm.



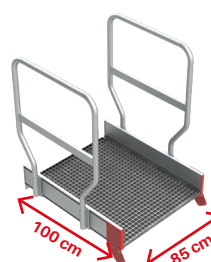
CARACTERÍSTICAS TÉCNICAS

ART.	Nº PELDAÑOS Nº DEGRAUS	PESO (Kg)	A. (cm)	B. (cm)	C. (cm)	G. (cm)
SG-T-03	3	24	244	64	85	85
SG-T-04	4	33	265	85	85	106
SG-T-05	5	38	286	106	85	128
SG-T-06	6	45	307	127	85	149
SG-T-07	7	50	328	148	85	170
SG-T-08	8	58	350	170	85	191
SG-T-09	9	64	371	191	85	212
SG-T-10	10	71	392	212	85	234
SG-T-11	11	77	413	233	85	255
SG-T-12	12	84	434	254	85	276



ACCESORIOS OPCIONALES | ACESSÓRIOS OPCIONAIS

ART.	DESCRIPCIÓN / DESCRIÇÃO
SGE-PLA-85	Plataforma de trabajo 85x100 cm. / Plataforma de trabalho de 85x100 cm.
S-CANCF85	Cancela de seguridad frontal 85 cm. / Porta de segurança frontal 85 cm.



SGE-PLA-85



S-CANCF85